

Washington University in St. Louis

Washington University Open Scholarship

All Computer Science and Engineering
Research

Computer Science and Engineering

Report Number: WUCSE-2005-50

2005-11-01

Minimum Power Configuration for Wireless Communication in Sensor Networks

Guoliang Xing, Chenyang Lu, Ying Zhang, Qingfeng Huang, and Robert Pless

This paper proposes the Minimum Power Configuration (MPC) approach to power management in wireless sensor networks. In contrast to earlier research that treats different radio states (transmission/reception/idle) in isolation, MPC integrates them in a joint optimization problem that depends on both the set of active nodes and the transmission power. We propose four approximation algorithms with provable performance bounds and two practical routing protocols. Simulations based on realistic radio models show that the MPC approach can conserve more energy than existing minimum power routing and topology control protocols. Furthermore, it can flexibly adapt to network workload and radio platforms.

... Read complete abstract on page 2.

Follow this and additional works at: https://openscholarship.wustl.edu/cse_research



Part of the [Computer Engineering Commons](#), and the [Computer Sciences Commons](#)

Recommended Citation

Xing, Guoliang; Lu, Chenyang; Zhang, Ying; Huang, Qingfeng; and Pless, Robert, "Minimum Power Configuration for Wireless Communication in Sensor Networks" Report Number: WUCSE-2005-50 (2005). *All Computer Science and Engineering Research*.
https://openscholarship.wustl.edu/cse_research/968

Department of Computer Science & Engineering - Washington University in St. Louis
Campus Box 1045 - St. Louis, MO - 63130 - ph: (314) 935-6160.

Minimum Power Configuration for Wireless Communication in Sensor Networks

Guoliang Xing, Chenyang Lu, Ying Zhang, Qingfeng Huang, and Robert Pless

Complete Abstract:

This paper proposes the Minimum Power Configuration (MPC) approach to power management in wireless sensor networks. In contrast to earlier research that treats different radio states (transmission/reception/idle) in isolation, MPC integrates them in a joint optimization problem that depends on both the set of active nodes and the transmission power. We propose four approximation algorithms with provable performance bounds and two practical routing protocols. Simulations based on realistic radio models show that the MPC approach can conserve more energy than existing minimum power routing and topology control protocols. Furthermore, it can flexibly adapt to network workload and radio platforms.

Minimum Power Configuration for Wireless Communication in Sensor Networks ¹

Guoliang Xing; Chenyang Lu
Washington University in St. Louis
St. Louis, MO 63130
{xing,lu}@cse.wustl.edu

Ying Zhang; Qingfeng Huang
Palo Alto Research Center (PARC) Inc.
3333 Coyote Hill Road
Palo Alto, CA 94304
{yzhang,qhuang}@parc.com

Robert Pless
Washington University in St. Louis
St. Louis, MO, 63130
pless@cse.wustl.edu

We propose a novel energy-conservation approach that jointly minimizes the set of active nodes and their transmission power of wireless sensor networks, known as the minimum power configuration (MPC). The MPC of a network is shown to depend on the network workload. We present efficient approximation algorithms and two routing protocols MPCP and MASP. MPCP can adapt to different radio platforms by considering the power characteristics of the radio. MASP is a more efficient protocol only suitable for radios with high idle power. Simulation results show that MPCP saves significantly more energy than representative topology control and power-aware routing schemes.

Categories and Subject Descriptors: C.2.2 [**Computer-Communication Networks**]: Network Architecture and Design—*wireless communication*; F.2.2 [**Analysis of Algorithms and Problem Complexity**]: Nonnumerical Algorithms and Problems—*Routing and layout*

General Terms: Algorithms, Performance, Theory

Additional Key Words and Phrases: Sensor Networks, Minimum Power Configuration, Ad-Hoc Networks, Energy Efficiency, Wireless Communications

¹Parts of this work were presented at a conference paper [Xing et al. 2005]. The main extensions in this paper are (1) the design and evaluation of the MASP protocol and new simulation results based on different radio characteristics which demonstrate the capability of MPCP to adapting to different radio platforms, see Section 6.2 and 7.4; and (2) an optimization to the ISTH algorithm and new simulation results, see Fig. 6 and 9; and (3) discussion on online scenario for different algorithms, see Section 5; and (4) new simulation results on the network topologies of different protocols, see Fig. 11.

1. INTRODUCTION

Many wireless sensor networks (WSNs) must aggressively conserve energy in order to operate for extensive periods without wired power sources. Since wireless communication often dominates the energy dissipation in a WSN, several promising approaches have been proposed to achieve power-efficient, multi-hop communication in ad hoc networks. *Topology control* protocols [Rodoplu and Meng 1999; Ramanathan and Hain 2000; Narayanaswamy et al. 2002; Kawadia and Kumar 2003; Li et al. 2001; Alzoubi et al. 2003; Li et al. 2003] aims to reduce the overall transmission power of a network by adjusting the transmission range at each node while still preserving necessary network properties (e.g., connectivity). *Power-aware routing* protocols [Singh et al. 1998; Doshi et al. 2002; Doshi and Brown 2002; Chang and Tassiulas 2000; Sankar and Liu 2004] choose appropriate transmission ranges and routes to conserve energy used for multi-hop packet transmission. Both topology control and power-aware routing focus on reducing the power consumption when the radio interface is actively transmitting/receiving packets. Such approaches alone are often insufficient, however, because radio interfaces (e.g., the CC1000 radio on Mica2 motes [Crossbow 2003] and WLAN cards [Chen et al. 2001]) also consume non-negligible power even if they are running in idle state. *Sleep management* [Cerpa and Estrin. 2002; Chen et al. 2001; Xu et al. 2000; 2001; Xing et al. 2005] has been proposed to reduce the energy wasted in an idle state. A sleep management protocol turns off redundant nodes while only keeping a small number of *active* nodes as relays for multi-hop transmission.

Clearly, a WSN needs to reduce the energy consumed in each of the radio's power states (i.e., transmission, reception, and idle) in order to minimize its energy consumption. This requires a WSN to effectively apply all the above approaches. As we will show in this paper, however, the correlations between the different approaches are dependent on the network load and hence cannot be combined in a straightforward fashion. For example, when network workload is low, the power consumption of a WSN is dominated by the idle state. In such a case, scheduling nodes to sleep saves the most power. It is therefore more power-efficient for active nodes to use long communication ranges since it will require fewer nodes to remain awake in order to relay packets. Conversely, short radio ranges may be preferable when the network workload is high, as the radio tends to spend more time in the transmission and reception states. In this paper, we propose a novel approach called *minimum power configuration (MPC)*, that minimizes the aggregate energy consumption in all power states. In sharp contrast to earlier research that treated topology control, power-aware routing, and sleep management in isolation, MPC provides a unified approach that integrates them as a joint optimization problem in which the power configuration of a network consists of a set of active nodes and the transmission power of those nodes.

This paper makes the following key contributions. First, we show through analysis that the minimum power configuration of a network is inherently dependent on the data rates of sources in the network (Section 2). Second, we provide a new problem formulation that models the energy conservation in a WSN as a joint optimization problem that considers the overall power consumption from all power states of the radio according to the network workload (Section 4). Third, we show that the minimum power configuration problem is NP-hard, and then propose four approximation algorithms with provable performance bounds compared to the optimal solution (Section 5). Fourth, we propose two distributed protocols Minimum Power Configuration Protocol (MPCP) and Minimum Active Subnet Protocol (MASP) (Section 6). The key advantage of MPCP is that it can flexibly adapt to a

wide range of radio platforms by taking into consideration the power characteristics of the radio while MASP is a more efficient protocol that is only suitable for radios with high idle power. Finally, our analysis is validated by the detailed simulations based on a realistic radio model [Zuniga and Krishnamachari 2004] (e.g., asymmetric and probabilistic radio links) of the Mica2 motes.

2. AN ILLUSTRATING EXAMPLE

In this section, we illustrate the basic idea of our approach with a simple example. We focus on the power consumption of radios since they tend to be the major source of power dissipation in wireless networks. We will show that when the total power from each of the different radio states is considered, the minimum power configuration depends on the data rate of the network. A wireless radio can work in one of the following states: transmitting, receiving, idle, and sleeping. The corresponding power consumptions are represented by $P_{tx}(d)$, P_{rx} , P_{id} and P_s , where d is the Euclidean distance of the transmission.

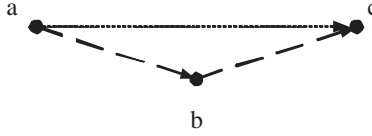


Fig. 1. Two communication paths from a to c: $a \rightarrow c$ or $a \rightarrow b \rightarrow c$.

As shown in Fig. 1, a , b and c are three nodes located in 2D space. a needs to send data to c at the rate of R bps. The bandwidth of all nodes is B bps. There are two network configurations to accomplish the communication between a and c : 1) a communicates with c directly using transmission range $|ac|$ while b remains sleeping or 2) a communicates with b using transmission range $|ab|$ and b relays the data from a to c using transmission range $|bc|$. The total power consumption of the three nodes under the two configurations, P_1 and P_2 , can be computed as follows:

$$P_1 = \frac{R}{B} \cdot P_{tx}(|ac|) + \frac{R}{B} \cdot P_{rx} + 2\left(1 - \frac{R}{B}\right) \cdot P_{id} + P_s$$

$$P_2 = \frac{R}{B} \cdot (P_{tx}(|ab|) + P_{tx}(|bc|)) + \frac{2R}{B} \cdot P_{rx} + \left(3 - \frac{4R}{B}\right) \cdot P_{id}$$

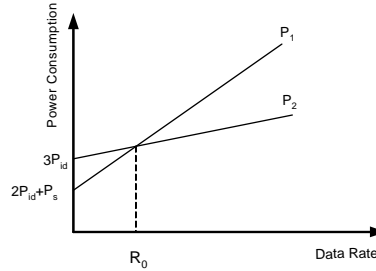


Fig. 2. Total power consumption vs. data rate

The total power consumption under each configuration is computed as the sum of the power consumed by three radios in all states. For example, P_2 includes the transmission power

of node a and b , $\frac{R}{B} \cdot (P_{tx}(|ab|) + P_{tx}(|bc|))$, reception power of b and c , $\frac{2R}{B} \cdot P_{rx}$ and idle power of the three nodes, $(3 - \frac{4R}{B}) \cdot P_{id}$. For the given radio parameters and node locations, all terms except R are constant in the expressions of P_1 and P_2 . We plot P_1 and P_2 in Fig. 2 under a possible setting of radio parameters and node locations. We can see that $P_1 > P_2$ when the data rate exceeds a threshold R_0 given by:

$$R_0 = \frac{P_{id} - P_s}{P_{tx}(|ac|) - P_{tx}(|bc|) - P_{tx}(|ab|) + 2P_{id} - P_{rx}} \quad (1)$$

To get a concrete estimation on R_0 , we now apply the parameters of the CC1000 radio on Mica2 nodes [Crossbow 2003] to (1). For a 433MHz CC1000 radio, the bandwidth is 38.4 Kbps. There are a total of 30 transmission power levels, each of which leads to a different transmission range². Suppose $P_{tx}(|ac|)$ is equal to the maximum transmission power 80.1 mW. $P_{tx}(|ab|)$ and $P_{tx}(|bc|)$ are equal to the medium transmission power 24.6 mW. P_{id} , P_{rx} , and P_s are 24 mW, 24 mW and $6 \mu\text{W}$, respectively. Using this information, it can be calculated that relaying through node b is more power efficient when the data rate is above 16.8 Kbps.

This example leads to the following observations on the power-efficient network configuration: 1) When network workload is low, power consumption of a network is dominated by the idle state of the radio. In such a case, scheduling nodes to sleep saves the most power. It is therefore wise to use long communication range between any two nodes in order to allow any nodes that would otherwise be used as relays to sleep. 2) When network workload is high, the transmission power dominates the total power consumption of a network. Since transmission power increases quickly with distance, using shorter communication ranges that are relayed through multiple nodes saves more power.

3. RELATED WORK

Numerous solutions have been proposed for conserving energy in wireless ad hoc (sensor) networks in literature. These protocols can be classified into roughly three approaches, namely topology control, power aware routing, and sleep management. We summarize the limitations of each of them after providing a brief overview of the existing works of each approach.

Topology control: Topology control preserves the desirable properties of a wireless network (e.g., K-connectivity) through reduced transmission power. A comprehensive survey on existing topology control schemes can be found in [Stankovic et al. 2003]. We review several representative works here. In the scheme proposed in [Rodoplu and Meng 1999], a node chooses to relay through other nodes only when less power is used. The network can be shown to be strongly connected if every node has links to only those nodes that are within its “enclosure”, as defined by a relay region. Ramanathan proposed two centralized algorithms to minimize the maximal power used per node while maintaining the (bi)connectivity of the network [Ramanathan and Hain 2000]. Two distributed heuristics were also proposed for mobile networks in [Ramanathan and Hain 2000], although they may not necessarily preserve network connectivity. Two algorithms are proposed in [Kawadia and Kumar 2003; Narayanaswamy et al. 2002] to maintain network connectivity using minimal transmission power. CBTC [Li et al. 2001] preserves network connectivity

²The actual transmission range of a radio also depends on environment and antenna.

using the minimum power that can reach some node in every cone of size smaller than $5\pi/6$. A local topology called Localized Delaunay Triangulation is shown to have a constant stretch factor with respect to the original network [Alzoubi et al. 2003]. Li et al. proposed a MST-based topology control scheme which preserves the network connectivity and has bounded node degrees [Li et al. 2003]. The problem of maximizing network lifetime under topology control is studied in [Calinescu et al. 2003].

Power aware routing: Singh et al. proposed five power-aware routing metrics to reduce energy consumption and extend system lifetime [Singh et al. 1998]. The implementation of a minimum energy routing protocol based on DSR was discussed in [Doshi et al. 2002; Doshi and Brown 2002]. An online power-aware routing scheme is proposed to optimize system lifetime in [Li et al. 2001]. Chang and Tassiulas studied the problem of maximizing the lifetime of a network with known data rates [Chang and Tassiulas 2000]. Chang et al. formulated the problem of choosing routes and transmission power of each node to maximize the system lifetime as a linear programming problem and discussed two centralized algorithms [Chang and Tassiulas 2000]. Sankar et al. formulated maximum lifetime routing as a maximum concurrent flow problem and proposed a distributed algorithm [Sankar and Liu 2004]. More recently, Dong et al. [Dong et al. 2005] studied the problem of minimum transmission energy routing in the presence of unreliable communication links.

Sleep management: Recent studies showed that significant energy savings can be achieved by turning wireless radios off when not in use. In this approach, only a small number of nodes remain active to maintain continuous service of a network and all other nodes are scheduled to sleep. ASCENT [Cerpa and Estrin. 2002], SPAN [Chen et al. 2001], AFECA [Xu et al. 2000] and GAF [Xu et al. 2001] protocols maintain network connectivity while CCP protocol [Xing et al. 2005] maintains both network connectivity and sensing coverage. More recently, a sleep schedule algorithm is proposed in [Moscibroda and Wattenhofer 2005] to maximize the lifetime of network clustering.

None of the three approaches above optimizes the energy consumption of all radio states. Topology control and power aware routing reduce the transmission power of wireless nodes and do not consider the idle power. Sleep management can reduce the idle power by scheduling idle nodes to sleep, but does not optimize the transmission power. In summary, the existing approaches suffer from the following two major drawbacks. First, the existing approaches are only suitable for limited network conditions as they only minimize the power consumption under partial radio states. Power aware routing and topology control are effective only when the network workload is so high that the transmission power dominates the overall power consumption of the network. Similarly, sleep management is effective only in lightly loaded networks where the idle power dominates the overall power consumption. Second, the existing schemes may yield very different performance characteristics among different radio platforms. For example, although sleep management may considerably reduce the power consumption when the idle power of the radios used in a given network is high relative to the communication power, it is less effective for radios that have low idle power such as the CC2420 radio [Polastre et al. 2005]. To the best of our knowledge, this work is the first that aims to minimize the overall power consumption of all radio states in a network.

4. PROBLEM DEFINITION

We define our problem formally in this section. We first define several simple concepts. A node can either be *active* or *sleeping*. For any given time instance, an active node works in one of the following states: *transmitting*, *receiving* or *idle*. The power consumption of an active node is equal to the sum of the power consumption in all states. The sleeping power consumption is orders of magnitude lower than active power consumption [Crossbow 2003; Chen et al. 2001]. In this paper, we only consider the total active power consumption in a network. We define the following notation.

- (1) The maximal and minimal transmission power of each node is denoted by P_{tx}^{max} and P_{tx}^{min} , respectively. $P_{tx}(u, v)$ is the minimum power needed for successful transmission from node u to node v , $P_{tx}^{min} \leq P_{tx}(u, v) \leq P_{tx}^{max}$.
- (2) $G(V, E)$ represents a wireless network. V includes all nodes in the network and E is defined as $E = \{(u, v) | (u, v \in V) \wedge (P_{tx}(u, v) \leq P_{tx}^{max})\}$.
- (3) P_{rx} and P_{id} represent the power consumption of a node in receiving and idle state, respectively.
- (4) $S = \{s_i\}$ and $T = \{t_j\}$ represent a set of source and sink nodes, respectively. $I = \{(s_i, t_j, r_{i,j}) | s_i \in S, t_j \in T\}$ represents a set of traffic demands where source s_i sends data to sink t_j at rate $r_{i,j}$.

In many sensor network applications, e.g., periodic data collection, a source is aware of its data rate. Alternatively, a source may estimate its average data rate online. We assume that the total traffic demands are smaller than the bandwidth of any node, i.e., $\sum r_{i,j} \leq 1$ where $r_{i,j}$ represents the data rate between source s_i and sink j normalized by the effective node bandwidth³. This assumption is applicable to many sensor network applications with low data rates.

The Minimum Power Configuration (MPC) problem can be stated as follows. Given a network and a set of traffic demands, find a subnet that satisfies the traffic demands with minimum power consumption. Before we present the formal definition of the MPC problem, we first consider the power consumption of a node, assuming the data path $f(s_i, t_j)$ from source s_i to sink t_j is known. To simplify the formulation, we introduce a virtual source node s_* and virtual sink node t_* to the network. s_* sends data to each source s_i at the rate of $r_{i,j}$. Each sink t_j sends data to t_* at a rate of $r_{i,j}$. Note that the additional power consumption due to the introduction of s_* and t_* is constant for a given set of traffic demands. Now the power consumption, $P(u)$, of any active node u (excluding s_* and t_*), can be computed as the sum of power consumed during transmitting, receiving, and idle states at node u :

$$\begin{aligned} P(u) &= \left(1 - 2 \sum_{(u,v) \in f(s_i, t_j)} r_{i,j}\right) \cdot P_{id} + \sum_{(u,v) \in f(s_i, t_j)} r_{i,j} \cdot (P_{tx}(u, v) + P_{rx}) \\ &= P_{id} + \sum_{(u,v) \in f(s_i, t_j)} r_{i,j} \cdot (P_{tx}(u, v) + P_{rx} - 2P_{id}) \end{aligned}$$

³We assume $\sum r_{i,j} \leq 1/2$ when the communication is multi-hop since the bandwidth of intermediate nodes is consumed by both data transmission and reception.

where $(u, v) \in f(s_i, t_j)$ represents that there exists a node v such that edge (u, v) is on the path $f(s_i, t_j)$. Based on the power consumption of a node defined by the above equation, the MPC problem can be defined as follows.

Definition 4.1 MPC problem. Given a network $G(V, E)$ and a set of traffic demands I , find a subgraph $G'(V', E')$ ($V' \subseteq V, E' \subseteq E$) and a path $f(s_i, t_j)$ within G' for each traffic demand $(s_i, t_j, r_{i,j}) \in I$, such that the total power cost $P(G')$ is minimal, where

$$P(G') = \sum_{u \in V'} P(u) = |V'|z + \sum_{u \in V'} \sum_{(u,v) \in f(s_i, t_j)} r_{i,j} \cdot C_{u,v} \quad (2)$$

and $C_{u,v}$ and z are defined as follows:

$$C_{u,v} = P_{tx}(u, v) + P_{rx} - 2P_{id} \quad (3)$$

$$z = P_{id} \quad (4)$$

From the above formulation, we can see that an edge (u, v) has a cost $C_{u,v}$ for each unit of the data flowing through it, and each node has a fixed cost z that is independent of data. We assume that all the data in the same flow takes the same path, i.e., a flow is not splittable. Under such a consumption, one can show that network path $f(s_i, t_j)$ is the shortest path in graph G' with edge weight $C_{u,v}$. (2) can then be reformulated as follows:

$$P(G') = |V'|z + \sum_{(s_i, t_j, r_{i,j}) \in I} r_{i,j} \cdot P(s_i, t_j) \quad (5)$$

where $P(s_i, t_j)$ represents the shortest path in $G'(V', E')$ with edge weight $C_{u,v}$. According to (5), the total power cost is equal to the sum of the cost along the shortest path of each traffic demand and the total nodal costs.

When $\forall (u, v) \in E, P_{tx}(u, v) + P_{rx} = 2P_{id}$, the cost function of the MPC problem becomes $|V'|z$. When there is only one sink t in the network, the problem is equivalent to finding the minimum-weight steiner tree in $G(V, E)$ with uniform edge weight z to connect the nodes in $S \cup \{t\}$. This special case of the minimum-weight steiner tree problem is NP-hard [Garey and Johnson 1990]. As a result, a natural reduction from this problem can show that the MPC problem is also NP-hard.

Although polynomial solutions for the general MPC problem are unlikely to exist, the following non-trivial special cases of the MPC problem can be solved optimally in polynomial time.

- (1) When $S \cup T = V$, i.e., every node in the network is either source or sink and hence needs to remain active. Thus the first term in (2) becomes $|V|z$ which is constant for a given network. In such a case, the solution is equivalent to finding the shortest paths with edge weight $r_{i,j} \cdot C_{i,j}$ connecting all sources to their sinks and hence can be solved in polynomial time.
- (2) When $P_{id} = 0$, as is similar to the first case, the MPC problem can be solved optimally by shortest-path algorithms.

In the problem formulation, we assume that all data sources are known offline. This assumption may not be practical in many sensor network applications where data sources are usually triggered by asynchronous events (e.g., an object passing by) or a query submitted by a users. That is, the data sources in many scenarios arrive in an online fashion.

In Section 5, we discuss both offline and online approximate algorithms for the MPC problem.

In our problem definition, the power consumption of packet retransmissions on lossy communication links is ignored. Recent empirical studies show that lossy communication links are common in real sensor networks [Woo et al. 2003; Zhao and Govindan 2003]. In such a case, the communication quality between two nodes can be quantified by packet reception ratio (PRR) [Zuniga and Krishnamachari 2004]. In this paper, we assume an automatic repeat request (ARQ) mechanism is used to deal with lossy links. A node with ARQ keeps retransmitting a packet until the packet is successfully acknowledged by the receiver or the preset maximum number of retransmissions is reached. To reflect the additional power cost caused by retransmissions, the cost function defined in (2) can be revised as follows. Let $PRR(u, v, P_{tx})$ represent the PRR when u communicates with v using transmission power P_{tx} . Note that $PRR(u, v, P_{tx})$ depends on the quality of both forward and reverse links between u and v when an ARQ is used⁴. The expected transmission power cost when u communicates with v with P_{tx} on the lossy links can be estimated as $P_{tx}/PRR(u, v, P_{tx})$. Hence the most efficient transmission power that should be used by u to communicate with v is determined as follows:

$$P_{tx}(u, v) = \arg \min \frac{P_{tx}}{PRR(u, v, P_{tx})}, \quad P_{tx}^{min} \leq P_{tx} \leq P_{tx}^{max} \quad (6)$$

We redefine $P_{tx}(u, v)$ in (3) of our problem formulation according to (6) when the communication links are lossy.

5. CENTRALIZED APPROXIMATION ALGORITHMS

We investigate approximate algorithms for the general MPC problem in this section. We first focus on the scenario where there is only one sink in the network in this section. Each source s_i ($s_i \in S$) sends data to sink t at a data rate of r_i . We discuss the extension of some of our results to the scenario of multiple sinks in Section 5.3.

5.1 Matching based Algorithm

When there is only one sink and data flows are not splittable, the MPC problem has the same formulation as the *cost-distance* network design problem [Meyerson et al. 2000]. Meyerson et. al proposed a randomized approximation scheme [Meyerson et al. 2000] that has a best known approximation ratio of $O(\lg k)$ with k being the number of sources. We briefly review the algorithm and propose an optimization that considerably improves the practical performance of the algorithm.

The Meyerson algorithm takes a graph $G(V, E)$ and outputs a subgraph $G'(V', E')$ that contains the paths from all sources to the sink.

The time complexity of the above algorithm is $O(k^2(m + n \lg n))$ (where k , m and n represent the number of sources, total number of edges and nodes in G respectively). As shown in [Meyerson et al. 2000], the algorithm terminates after at most $O(\lg k)$ iterations and the expected cost introduced by the newly added edges in each iteration is at most constant times of the cost of the optimal solution. Hence the approximation ratio of the

⁴In our design, an acknowledgment is always transmitted at a relatively high power level to reduce the number of retransmissions.

Input: $G(V, E)$, set $W = S \cup \{t\}$ and traffic demands I
Output: $G'(V', E')$

- (1) Create a complete graph M containing all nodes in W as follows. Each edge between two nodes in M is the shortest path between the two nodes in G under the edge cost D . For two sources s_i and s_j , $D_{u,v} = z + \frac{2r_i r_j}{r_i + r_j} C_{u,v}$, $(u, v) \in E$. For a source s_i and sink t , $D_{u,v} = z + r_i C_{u,v}$, $(u, v) \in E$.
- (2) Find a matching of graph M that has at most half the cost of the minimum perfect matching, and has at most half of the number of total nodes.
- (3) The nodes and edges of G defining each matched edge of M are added into G' . For each matched edge (s_i, s_j) in M , choose s_i to be the center with probability $r_i/(r_i + r_j)$, otherwise s_j will be the center. Change the data rate of the center as $r_i + r_j$.
- (4) Each non-center node in a matched edge of M is removed from W . Stop if S contains only the sink. Otherwise go to step 1 with the updated W .

Fig. 3. Matching based algorithm (MBA) for MPC problem

algorithm must be $O(\lg k)$. We refer to this algorithm as *matching based approximation (MBA)* in the rest of the paper.

We note that edge of G can lie on the matched edges of M in multiple iterations at step 3 of MBA. However, the fixed cost of each edge z is only counted once in the total cost of the solution (see (2)). This observation can lead to the following optimization to MBA. After the matching of M is found in step 2, we redefine the cost of each matched edge of G as $D_{u,v} = \frac{2r_i r_j}{r_i + r_j} C_{u,v}$. That is, the fixed cost of each edge z is removed if the edge is matched. The intuition behind this consideration is that the matchings in following iterations will tend to reuse the edges of G that have been previously matched due to the cost reduction on these edges. Consequently, the total cost of the solution may be reduced by more path sharing. We refer to the MBA with this optimization as MBA-opt. Although MBA-opt does not improve the approximation ratio of MBA, we show in section 5.5 that it can result in considerable improvement on the practical performance.

Although MBA and MBA-opt have a good performance bound, they suffer from the following drawbacks. First, efficient distributed implementations of them are difficult to realize in large-scale sensor networks. In order to find the matching of the network graph (step 2 of MBA) in a distributed environment, complex coordination between nodes is needed [Wattenhofer and Wattenhofer 2004]. Secondly, MBA and MBA-opt are not applicable to the online scenario in which sources arrive dynamically because finding the matching of the network requires the knowledge of all data sources. Finally, MBA and MBA-opt only work for the scenario in which there is a single sink in the network. Because of these drawbacks, we are forced to design other approximate algorithms that are more suitable to distributed and online implementations.

5.2 Shortest-path Tree Heuristic (STH)

In this section, we discuss an approximation algorithm called the shortest-path tree heuristic (STH). The idea behind this heuristic is to balance the flow dependent cost ($r_{i,j} \cdot C_{u,v}$) and the fixed nodal cost (z) of a graph using a combined cost metric. For convenience, we define a set of weight functions for edge (u, v) :

$$g_i(u, v) = r_i \cdot C_{u,v} + z \tag{7}$$

Each weight function $g_i(u, v)$ defines a cost for edge (u, v) when the data flow from s_i travels through that edge. The pseudo-code for STH is shown in Fig. 4. At each iteration, STH simply finds the shortest path from one of the sources to the sink according to weight function (7). The output of STH is the union of all shortest paths found. Note that, the cost of an edge needs to be updated during each iteration (step 2.a) since the cost depends on the data rate of the current source (according to (7)).

Input: $G(V, E)$, source set S , sink t and traffic demands I
Output: $G'(V', E')$

- (1) Initialize $G'(V', E')$ to be empty.
- (2) **foreach** s_i
 - (a) Assign edge weights for $G(V, E)$ according to g_i .
 - (b) Find the shortest path connecting s_i to t .
 - (c) Add the shortest path found to G' .
- (3) **end**

Fig. 4. Shortest-path Tree Heuristic (STH)

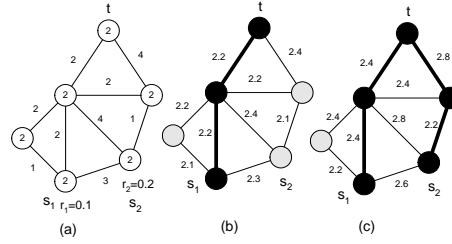


Fig. 5. (a) Initial network with edge weight $C_{u,v}$ and node weight $z = 2$ (shown on each node). (b) edge weights are defined by $r_1 \cdot C_{u,v} + z$. (c) edge weights are defined by $r_2 \cdot C_{u,v} + z$. The shortest paths from s_1, s_2 to t are highlighted in black.

Fig. 5 shows an example of the STH algorithm. Fig. 5(a) shows an initial network without any flows. Fig. 5 (b) and (c) show two iterations of STH. In each iteration, $G(V, E)$ is weighted according to g_i and the shortest path from s_i to t is found. The output of STH is the graph composed of all of the shortest paths found. According to (2), the total power cost (excluding the cost of the sink) can be calculated to be 9.4.

Step 4 of the STH algorithm can be implemented using Dijkstra's shortest-path algorithm. The complexity of STH is $O(|S||E| \lg |V|)$. It can be seen that STH outputs the optimal solution for the two polynomial-time special cases of MPC problem discussed in Section 4.

Before we investigate the performance bound of STH for the general MPC problem, we define the following notation. We define a set of weight functions w_i for edge (u, v) as follows:

$$w_i(u, v) = r_i \cdot C_{u,v} \quad (8)$$

$w_i(u, v)$ represents the cost of edge (u, v) when the data flow from s_i travels through (u, v) . Let $P_G^x(u, v)$ represent the cost of the shortest path between node u and v in graph G under the weight function x . Then (2) can be reformulated as follows:

$$P(G') = \sum_i P_{G'}^{w_i}(s_i, t) + |V'|z \quad (9)$$

We have the following theorem regarding the performance of STH.

THEOREM 5.1. *The approximation ratio of STH is no greater than $|S|$.*

PROOF. Let $P(G')$ and $P(G'_{min})$ represent the total cost of G' found by STH and the optimal solution, respectively. The total cost of the shortest paths found by STH in G' with weight g_i is greater than in $P(G')$ because the idle power z of each node in G' might be counted multiple times. We have:

$$P(G') \leq \sum_i P_{G'}^{g_i}(s_i, t) \quad (10)$$

Since STH finds the shortest paths in G with weight g_i and $G'_{min} \subset G$, we have:

$$\sum_i P_{G'}^{g_i}(s_i, t) \leq \sum_i P_{G'_{min}}^{g_i}(s_i, t) \quad (11)$$

Consider the total cost of the shortest paths from s_i to t in G'_{min} with weight g_i . This cost is greater than the optimal solution $P(G'_{min})$ since weight z might be counted multiple times for each node in G'_{min} . It can be seen that z is counted at most $|S|$ times for each node (which occurs when a node lies on the paths from all the sources to the sink). Thus we have:

$$\begin{aligned} \sum_i P_{G'_{min}}^{g_i}(s_i, t) &\leq \sum_i P_{G'_{min}}^{w_i}(s_i, t) + |S|(|V'|)z \\ &\leq |S| \left(\sum_i P_{G'_{min}}^{w_i}(s_i, t) + (|V'|)z \right) \\ &= |S|P(G'_{min}) \end{aligned} \quad (12)$$

From (10) to (12), we have:

$$P(G') \leq |S|P(G'_{min})$$

□

5.3 Incremental Shortest-path Tree Heuristic (ISTH)

In STH, the function used to weight the network is different for each source. Consequently, the shortest path from a source to the sink is not affected by whether shortest paths are already established for other sources. Intuitively, this does not seem efficient since sharing an existing path could lead to lower nodal costs. Suppose we are finding the shortest path from s_i to t and all the shortest paths from s_j ($0 < j < i$) to t have already been found. If any edge on the existing paths is reused by the new path, the incremental cost is $r_i \cdot C_{u,v}$.

This cost does not include the nodal cost z since it has been counted by the existing paths. That is, the edge weights on the existing paths should not include the nodal cost z . Based on this observation, we propose the following algorithm called *incremental shortest-path tree heuristic (ISTH)* that finds the path from each source to the sink with the minimal *incremental cost*. The pseudo-code of ISTH is depicted in Fig. 6. During its execution, the algorithm maintains a subgraph G' that contains the paths from the sources to the sink that have been visited so far. In each iteration, ISTH finds the remaining source node that is closest to, but not connected to the sink in G' . It then adds the shortest path from that node to the sink into G' . For convenience, we refer to the state of those nodes already in G' to be *active*. Once a node becomes active (i.e., included by G'), the cost of any edge originating from it is decreased by z to reflect the incremental cost incurred by the edge when a new flow travels through it. Formally, when ISTH finds the shortest path from source s_i to the sink, the edge cost is defined by the following function:

$$h_i(u, v) = \begin{cases} r_i \cdot C_{u,v} & \text{u is active} \\ r_i \cdot C_{u,v} + z & \text{otherwise} \end{cases} \quad (13)$$

Input: $G(V, E)$, source set S , sink t and traffic demands I
Output: $G'(V', E')$

- (1) Initialize $G'(V', E')$ to be empty.
- (2) Label all nodes as *asleep*.
- (3) $W = S$.
- (4) **while** $W \neq \phi$
 - (a) Find $s_i \in W$ that has the shortest distance in $G(V, E)$ to t with edge weight $h_i(u, v)$.
 - (b) Add the shortest path from s_i to t in G' .
 - (c) Label all nodes on the path as *active*.
 - (d) $W = W - s_i$.
- (5) **end**

Fig. 6. Incremental Shortest-path Tree Heuristic (ISTH)

Fig. 7 shows the second iteration of an example of ISTH in which the shortest path from s_1 to t has been found. The first iteration of the example is the same as that of STH shown in Fig. 5(b). The total weights on the shortest path from s_1 to t in Fig. 7 are smaller than those in Fig. 5(c) since the nodal cost z is not included. Consequently, different from the case of STH where two paths must always be disjoint as shown in Fig. 5(c), the shortest path from s_2 to t shares an edge with the existing path. The total number of nodes used is therefore decreased resulting in less idle power consumption. According to (2), the total power cost for this example (excluding the cost of the sink) can be calculated to be 7.6. This value is smaller than the one obtained for the solution to STH. It can easily be seen that this solution is optimal for this example.

We now prove that the approximation ratio of ISTH is at least as good as that of STH.

THEOREM 5.2. *The approximation ratio of ISTH is no greater than $|S|$.*

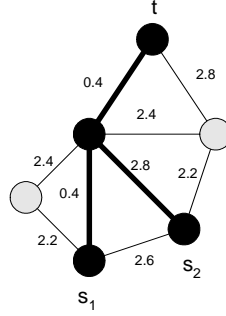


Fig. 7. The shortest path from s_2 to t shares an edge with the existing shortest path from s_1 to t .

PROOF. Let $P(G')$ and $P(G'_{min})$ represent the total cost of G' found by ISTH and the optimal solution, respectively. $P(G')$ equals the sum of the costs of all shortest paths found by ISTH. We have:

$$P(G') = \sum_i P_{G'}^{h_i}(s_i, t)$$

According to (13) and (7), $h_i \leq g_i$. Hence the incremental cost found by ISTH at each iteration must be no greater than that found by STH. We have:

$$\sum_i P_{G'}^{h_i}(s_i, t) \leq \sum_i P_{G'}^{g_i}(s_i, t) \quad (14)$$

According to (14), (11) and (12), we have:

$$P(G') \leq |S|P(G'_{min})$$

□

As we mentioned earlier, when $\forall (u, v) \in E, C_{u,v} = 0$, the MPC problem is equivalent to finding the minimum-weight Steiner tree connecting all the sources and the sink in G with uniform edge weight z . In ISTH, once a shortest path is found, the weights on the path become zero. Finding a subsequent shortest path from a source to the sink is therefore equivalent to finding the shortest path to any node on the existing path. In such a case, ISTH is equivalent to the minimum-weight Steiner tree heuristic with an approximation ratio of 2 [Gilbert and Pollak 1968]. This result suggests that ISTH yields good performance when the idle power dominates the total power consumption of a network. Such a situation occurs when network workload or transmission/reception power is low. Similar to STH, ISTH finds the optimal solution for the two polynomial-time special cases of the MPC problem.

At each iteration of ISTH (see Fig. 6), the data source closest to the sink is chosen for processing from among all of the remaining sources. Since this operation requires knowing about every source in the network, it can not be implemented online. A straightforward modification to handle online sources is to process one new source at each iteration of the algorithm. Although this modification likely results in average performance degradation, the approximation ratio of ISTH, $|S|$ (where S is the set of sources), remains unchanged. This holds true because the proof of Theorem 5.2 does not require any particular sequence for the processing of sources. This property allows ISTH to preserve its performance bound in online scenarios.

We have been focusing on the scenario involving a single sink in this section. As STH and ISTH are based on pairwise, shortest-path heuristics, they can easily be extended to a scenario containing multiple sinks. It can be shown that the approximation ratio of both algorithms still holds using similar proofs.

5.4 Constant-ratio Approximation Algorithm

Although the STH and ISTH algorithms described previously do find the optimal solution for the two polynomial-time special cases of the MPC problem, their known approximation ratio is equal to the number of source nodes in the network for the general MPC problem, causing them to not scale so well when the number of sources becomes large. In this section, we seek an algorithm with a constant approximation ratio. We show in the following theorem that a minimum-weight Steiner tree algorithm will lead to a constant approximation ratio for MPC problem, when the ratio of maximal transmission power to idle power is bounded.

THEOREM 5.3. *Let H be the best approximation algorithm to the minimum-weight Steiner tree problem that has an approximation ratio β . If $\forall (u, v) \in E, C_{u,v} \leq \alpha z$, the solution by executing H in G with the uniform edge weight z has an approximation ratio $(1 + \alpha)\beta$ to the optimal solution of MPC problem.*

PROOF. Suppose $G'_{min}(V'_{min}, E'_{min})$ and $G'(V', E')$ are the optimal solutions to the minimum-weight Steiner tree problem and the solution of algorithm H , respectively. Since H has an approximation ratio of β and all edges have the same weight z , we have:

$$|V'| - 1 = |E'| < \beta |E'_{min}| = \beta(|V'_{min}| - 1) \quad (15)$$

Let $P(G')$ and $P(G'_{min})$ represent the cost of G' and $P(G'_{min})$ in MPC problem. We ignore weight z for the constant sink node in both $P(G')$ and $P(G'_{min})$. Doing so does not affect the quality of G' or the optimality of G'_{min} . We have:

$$\begin{aligned} P(G') &= \sum_i \sum_{(u,v) \in f(s_i,t)} r_i \cdot C_{u,v} + (|V'| - 1)z \\ &\leq \sum_{(u,v) \in E'} \left(C_{u,v} \cdot \sum_i r_i \right) + (|V'| - 1)z \end{aligned} \quad (16)$$

where $f(s_i, t)$ represents the shortest path with edge weight $C_{u,v}$ from s_i to t . Based on the assumption $\sum_i r_i \leq 1$, we have:

$$\begin{aligned} P(G') &\leq \sum_{(u,v) \in E'} C_{u,v} + (|V'| - 1)z \\ &\leq \sum_{(u,v) \in E'} \alpha z + (|V'| - 1)z \\ &= |E'| \alpha z + (|V'| - 1)z \\ &= (|V'| - 1)(1 + \alpha)z \end{aligned} \quad (17)$$

According to (15) and (17), we have:

$$\begin{aligned}
P(G') &< \beta(|V'_{min}| - 1)(1 + \alpha)z \\
&< (1 + \alpha)\beta \left((|V'_{min}| - 1)z + \sum_i P_{G'_{min}}^{w_i}(s_i, t) \right) \\
&= (1 + \alpha)\beta P(G'_{min})
\end{aligned}$$

□

Theorem 5.3 shows that the Steiner tree based algorithm performs better when the ratio of communication power to idle power, α , is low. The intuition behind this result is that, the algorithm only minimizes the idle power and ignores the transmission/reception power of the radio, and hence results in more power reduction when the idle power constitutes a bigger portion of the total energy consumption, i.e., α is low. Therefore, Theorem 5.3 indicates that the Steiner tree based algorithm is particularly suitable for radios with high idle power. Theorem 5.3 also shows that the performance of the algorithm is dependent on β - the best approximation ratio of minimum Steiner tree algorithms. Approximate algorithms of the minimum Steiner tree problem have been studied extensively [Robins and Zelikovsky 2000]. The best known approximation ratio is about 1.5 [Robins and Zelikovsky 2000]. According to the measurements of the CC1000 radio on Mica2 motes [Crossbow 2003], $\alpha \approx 2.3$. The approximation ratio of the scheme discussed in this section is therefore about 5 on the CC1000 radio.

<p>Input: $G(V, E)$, source set S, sink t and traffic demands I Output: $G'(V', E')$</p> <ol style="list-style-type: none"> (1) Set the weight of every edge in $G(V, E)$ to z. (2) $V' = t$ (3) $W = S$. (4) while $W \neq \phi$ <ol style="list-style-type: none"> (a) Find $s_i \in W$ that has the shortest distance to G' with edge weight z. (b) Add the shortest path found in the previous step to G'. (c) $W = W - s_i$. (5) end
--

Fig. 8. The Gilbert minimum Steiner tree algorithm

Fig. 8 shows a simple minimum spanning tree (MST) based algorithm proposed by Gilbert et al. [Gilbert and Pollak 1968]. At step 4(a), the shortest path from a source s_i to G' is the shortest path among the shortest paths from s_i to all nodes in G' . The algorithm has an approximation ratio of 2 [Gilbert and Pollak 1968]. In Section 6.2, we will discuss the design of a distributed protocol called MASP based on the Gilbert Steiner algorithm. The rationale of employing this algorithm instead of more complex algorithms with better approximation ratios is that this algorithm admits an efficient distributed implementation.

The Gilbert algorithm (see Fig. 8) can be extended as follows to the scenario where sources arrive online. At step 4(a) of each iteration, a shortest path is found to connect the new source to the subgraph composed of the sink and existing sources before being

Tx Power (dBm)	Radio Range(m)	Current Consumption (mA)
-20	5	8.6
-10	18	10.1
0	50	16.8
5	68	25.4

Table I. Radio transmission parameters

added to the existing subgraph. The output is the subgraph composed of all sources and their respective paths found. This scheme has been shown to have an online approximation ratio of $\log(|S|)$ to the minimum Steiner tree problem (where S is the set of nodes to be connected) [Imase and Waxman 1991]. According to Theorem 5.3, the approximate ratio of this online algorithm for MPC problem is $(1 + \alpha)\log(|S|)$.

5.5 Performance Evaluation

In this subsection, we evaluate the average performance of the centralized approximate algorithms we presented in previous subsections through simulations. As discussed in Section 5.3, STH likely performs worse than ISTH and hence is not evaluated in this section.

We implement MBA, MBA-opt, ISTH, and the Gillbert Steiner tree algorithm (referred to as Steiner hereafter) in a network simulator. To evaluate the effectiveness of other power conservation approaches to our problem, we also implemented two baseline algorithms called Transmission-power Minimum Spanning Tree (TMST) and Transmission-power Shortest Path Tree (TSPT). TMST finds the minimum spanning tree of the network where each edge is weighted by the minimum transmission power of that edge. We choose TMST as a baseline algorithm for performance comparison since distributed MST has been shown to be an effective topology control algorithm [Li et al. 2003]. Similarly, TSPT finds the shortest path tree of the network when weighted by transmission power, and this technique has been previously proposed as an efficient power aware routing scheme [Singh et al. 1998].

We use the parameters of the CC1000 radio on Mica2 Motes in the simulation. There is no packet loss in the simulation environment. The node bandwidth is 40 Kbps. In the simulation, only the nodes that lie on the communication paths between sources and the sink remain active (i.e., the state of their radios is either transmitting, receiving or idle). All non-communicating nodes run in the sleeping state. The power consumption of the radio in receiving, idle, and sleeping states is 21 mw , 21 mw and $6\text{ }\mu\text{w}$, respectively [Crossbow 2003]. The actual radio range of the CC1000 on Mica2 motes varies depending on environmental factors and transmitting power. We set the parameters of the radio range and transmitting power according to the empirical measurements presented in [Alessio 2004], which are listed in Tab I. When a node communicates with a neighbor, it always uses the minimum radio range that can reach that neighbor. At the beginning of the simulation, a communication path from each source to the sink is found. The nodes on the communication paths remain active and all other nodes are put to sleep. The simulation time for each algorithm is 1000 seconds. 200 nodes are randomly distributed in a $500\text{m} \times 500\text{m}$ region. The results in this section are the average of 10 different network topologies.

Fig. 9 shows the total energy consumption of the network when the number of flows

varies from 1 to 100. The data rate of each flow is 0.2 Kbps. We can see that MBA-opt, ISTH and Steiner yield similar performance and significantly outperform the other algorithms. This result is interesting since ISTH's known approximation ratio is worse than MBA-opt, MBA. and Steiner. The good performance of Steiner is expected since it has the best approximation ratio among all algorithms with the parameters of the CC1000 radio. Fig. 9 also shows the effectiveness of our optimization to the MBA algorithm, as discussed in Section 5.1. TSPT and MST result in considerably higher energy consumption than the above algorithms since they only consider transmission power and ignore idle power.

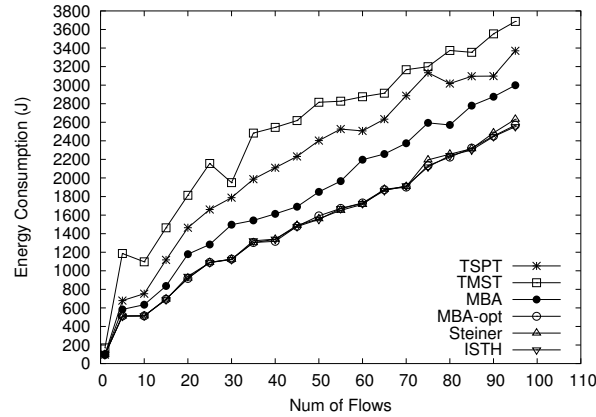


Fig. 9. Energy consumption vs. num of flows. The data rate of each flow is 0.2 Kbps.

The results in this section show that the average performance of ISTH and Steiner is similar to that of MBA-opt. As both ISTH and Steiner are based on the shortest-path algorithm, they have a more efficient distributed implementation than MBA-opt. We now turn our attention to the distributed implementation of ISTH and Steiner in the next section.

6. DISTRIBUTED PROTOCOLS

In this section, we present the design and implementation of two distributed routing protocols, Minimum Power Configuration Protocol (MPCP) and Minimum Active Subnet Protocol (MASP). These protocols are based on centralized algorithms ISTH and Steiner presented in Section 5, respectively. We focus on a “many to one” routing scenario in our discussion since it is the most common communication paradigm in sensor networks. MPCP and MASP can be easily extended to support more general routing scenarios.

6.1 Minimum Power Configuration Protocol

In this section, we present the design of the minimum power configuration protocol (MPCP). MPCP finds the power-efficient routes for communicating nodes in a network based on the distributed implementation of the ISTH algorithm with online extensions discussed in Section 5.3.

Routing mechanisms based on shortest path have been extensively studied. We adopt the Destination Sequenced Distance Vector Routing (DSDV) protocol [Perkins and Bhagwat

data rate packets/s	next hop	cost	seq
2.1	5	28.9	8
1	7	8.9	6
0.5	15	18.3	8
0.1	30	8.2	12

Table II. A routing table

1994] as our implementation framework. DSDV is based on the distributed implementation of the Bellman-Ford shortest path algorithm [Bertsekas and Gallager 1987]. A node in DSDV advertises its current routing cost to the sink by broadcasting *route update* messages. A node sets the neighbor that has the minimum cost to the sink as its parent and rebroadcasts its updated cost if necessary. DSDV can avoid the formation of routing loops by using sink-based sequence numbers for route updates. The routing cost of a node in DSDV is its hop count to the sink. The routing cost of a node in MPCP, however, depends on the operational state of the node (active or power saving) as well as the data rates of the flows that travel through the node. We now discuss in detail the core components of MPCP.

6.1.1 Node States and Routing Table. In our design, a node operates in either *active* or *power saving* mode. A node in power saving mode remains asleep in most of the time and only periodically wakes up. This simple sleep schedule is similar to several existing power saving schemes such as SMAC [Ye et al. 2002]. Initially, all nodes operate in power saving mode. When a source node starts sending data to the sink, a power-efficient routing path from the source to the sink is found by the distributed ISTH algorithm. All nodes on the routing path are activated to relay data from the source to the sink. All other nodes remain in power saving mode to reduce power consumption.

Each node in the network maintains a routing table that contains the routing entries and status of neighbors. Since the routing cost to the sink varies with the data rate of the source, we need to store an entry for each data rate in the network. Specifically, an entry in the routing table of node u includes the following fields: $\langle r_i, next_hop, cost, seq \rangle$ where r_i is the data rate of source s_i , $next_hop$ is the neighbor node with the minimum cost to the sink, $cost$ is the cost of node u to the sink through $next_hop$, seq is a sequence number originated by the sink. Tab. II shows a routing table of an active node.

One simple method of obtaining source rates is to let each source flood the network with its rate information before finding a route to the sink. This approach incurs too much overhead, however, when a network is composed of many nodes. To reduce the overhead, only the data rates with significant difference are kept in the routing table. When a new source node starts sending data, it chooses the next hop node from a routing table entry that has the data rate closest to its own data rate. The new data rate will then be propagated to other nodes if it is significantly different from the ones stored in their table.

6.1.2 Route Updates. A node advertises its current routing cost to the sink by broadcasting a route update message to its neighbors. A route update contains a list of data rates along with their corresponding routing costs to the sink. After receiving an update from a neighbor, a node calculates its current cost to the sink for each data rate specified in the update. This calculation yields a value that is equal to the sum of the link cost to the neigh-

bor (defined by (13)) and the cost of the neighbor included in the update. The node then broadcasts a route update if the maximum reduction of its costs is above some threshold.

The process of route updates can be triggered by the following events: (1) the quality of a link drops significantly; (2) the data rate of an existing flow changes; and (3) a data flow is started or completed. A node detects (1) when multiple transmissions fail. The process of route updates initiated by (1) is similar to DSDV. We now discuss in detail the route updates caused by (2) and (3).

When a source node changes its data rate to a value that differs significantly from the data rates stored in the routing table, the source node notifies the sink by including the new rate in its data packets. Once the sink sees the new rate, it broadcasts a route update with a new sequence number to the network. The routing tables of nodes are updated when the route update is broadcast throughout the network. Consequently, the source with the new data rate may choose a better route due to updated routing information. To reduce the overhead of route updates caused by case (1), the sink can include several default data rates in its initial route updates. From then on, only the data rate significantly different from the default ones will cause a round of route updates.

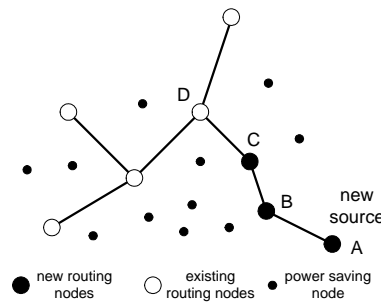


Fig. 10. Node A is a new source. The junction node C will initiate a round of route update

Route updates may also be triggered when a new data flow appears. If the new flow has a data rate significantly different from the ones stored in the routing table, a round of route updates is initiated as discussed earlier. In addition, the appearance of a new flow may activate a node previously running in power saving mode and reduce the cost of the node to its neighbors (see (13)). As shown in Fig. 10, a new data flow from source node A activates nodes A, B and C before it meets the existing routing path at a junction node D (D may be the sink node). Nodes A, B and C then lower their routing costs after being activated. In such a case, to reduce the number of route updates, only the node preceding the junction node initiates the route update since it has the minimum cost to the sink among all nodes on the new path. In Fig. 10, node C will broadcast a route update with a new sequence number and reduced routing costs in order to initiate a round of route updates. Nodes B, A and other nodes that have reduced routing costs to the sink participate in the route update process that has been initiated by C. Note that the route updates initiated in this way only involve a subset of nodes in the network since many nodes (e.g., those closer to the sink) will not participate in the route update process due to no reduction in their routing costs.

Similar to the appearance of a new flow, the disappearance of an existing flow may also cause route updates. In such a case, the nodes on the existing routing path switch to the power saving mode after some timeout, resulting in higher routing costs (see (13)). Again, the node preceding the junction node initiates the route update process by advertising the new routing costs.

6.1.3 Link Estimation. In real wireless sensor networks, a routing protocol often suffers from dynamic and lossy communication links. Empirical study shows that the reliability of routing protocols can be significantly improved by only keeping “good” neighbors in neighborhood table, e.g., those with high packet perception ratios (PRR), in neighborhood tables [Woo et al. 2003]. A simple way of obtaining the PRR of a link is by profiling the link characteristics off-line. Alternatively, the PRR can be obtained from on-line link estimators [Woo et al. 2003]. For example, nodes can broadcast periodic beacon messages and the PRR of a link to a neighbor being estimated by counting the number of messages received from that neighbor. Further discussion on this issue is beyond the scope of this paper.

6.2 Minimum Active Subnet Protocol

We now present the design of the minimum active subnet protocol (MASP) that finds a Steiner tree connecting all sources in the network to the sink using the minimum number of active nodes. The MASP is also based on DSDV and has a similar design to MPCP as both protocols are based on the shortest-path algorithm. We will now discuss the major difference between MPCP and MASP.

In MASP, a node in power saving mode incurs a routing cost of P_i (idle power)⁵. Once a data flow travels through a node, it becomes active and its routing cost reduces to zero. That is, routing among active nodes is free. As a result, when a new source arrives, finding the shortest path from that node to the sink is equivalent to finding the shortest path to any active node.

Unlike MPCP, the routing cost of a node in MASP does not depend on data rates. This independence reduces the storage overhead of the routing table at each node as well as the network bandwidth used by route updates. Each entry of a routing table in MASP contains $\langle next_hop, cost, seq \rangle$. The route updates of MASP can be triggered by either a significant degradation in the quality of a link, or the start or completion of a data flow. A node detects degradation in the quality of a link if multiple transmissions over that link fail. The route updates triggered by link failures are similar to DSDV, while the updates triggered by sources are similar to MPCP. MASP is expected to generate fewer routing updates than MPCP, because the change in data rates does not affect the routing cost of MASP. In other words, MASP ignores data rates because it only minimizes idle power. As shown in our simulation results presented in Section 7, MASP is only suitable for radios with high idle power.

⁵Since the routing cost is the same for all power saving nodes, one can use any positive number as the routing cost.

7. EXPERIMENTATION

7.1 Simulation Environment

Low-power wireless radios used by real sensor network platforms (e.g., Berkeley motes) are known to have highly irregular communication ranges and probabilistic link characterization [Zhao and Govindan 2003]. The simplistic assumptions on wireless radio propagation made by a network simulator may cause simulation results to differ significantly from real-world experimental results [Kotz et al. 2004]. Accurate simulation to the characterization of real wireless radios with different transmission power is key to evaluating the realistic performance of our protocols. Because of this importance, we took a link layer model that was developed by USC [Zuniga and Krishnamachari 2004] and implemented it for use with the Prowler network simulator [Simon]. We also added improved routing support to this model based on work done during the Rmase project [Zhang]. Experimental data showed that the USC model can simulate highly unreliable links in the Mica2 motes [Zuniga and Krishnamachari 2004]. In our simulations, the packet reception ratio (PRR) of each link is governed by the USC model according to the distance between the two communicating nodes and the transmission power. The MAC layer in Prowler employs a simple CSMA/CA scheme without RTS/CTS, which is similar to the B-MAC protocol [Polastre et al. 2004] in TinyOS. To improve the communication reliability in the lossy simulation environment, we implemented an ARQ (Automatic Repeat Request) scheme that retransmits a packet if an acknowledgment is not received after some preset timeout. The maximum number of retransmissions before dropping a packet is 8. Prowler is a Matlab-based network simulator that employs a layered event-driven structure similar to TinyOS. Using such a simulator allows us to easily implement new network modules (such as the link model from USC) and to port our protocols to Berkeley motes in future.

7.2 Simulation Settings

For performance comparison, in addition to MPCP and MASP, we have implemented two baseline protocols: minimum transmission (MT) routing [Woo et al. 2003] and minimum transmission power (MTP) routing. They have similar components as MPCP except for the cost metrics. MT is shown to be more reliable than the hop-count based routing scheme when given a lossy networks [Woo et al. 2003]. A node in MT chooses the next hop node with the minimum expected number of transmissions to the sink. All communication links in the original MT protocol use the same transmission power. A link between node u and v in MT has a cost of $\frac{1}{PRR(u,v)}$. To take advantage of variable transmission power, we modified the link cost of MT to $\frac{1}{PRR(u,v,P_{tx}(u,v))}$, where $P_{tx}(u,v)$ is defined in (6). A node in MTP chooses the next hop node with minimum total expected transmission power to the sink. The cost of a link between u and v in MTP is equal to $\frac{P_{tx}(u,v)}{PRR(u,v,P_{tx}(u,v))}$. Except for the consideration for unreliable links, MTP is similar to the minimum power routing schemes studied in [Doshi et al. 2002; Doshi and Brown 2002].

In each simulation, 100 nodes are deployed in a $150m \times 150m$ region divided into 10×10 grids. A node is randomly located within each grid. Source nodes are randomly chosen. The sink is located at (150, 75) to increase the hop count from some of the sources. The radio bandwidth is 40 Kbps. Power parameters of the radio are set according to the empirical measurements of the CC1000 radio on Mica2 motes [Shnayder et al. 2004] as follows. The CC1000 radio is capable of transmitting data at 31 power levels ranging from

-20 dBm to 10 dBm. To simplify our design, we chose 10 power levels from the total 31 levels. The corresponding current consumption ranges from 3.7 mA to 21.5 mA. The receiving and idle current is 8 mA. Each simulation lasts for 400 seconds. Each source sends packets at an interval randomly chosen from 10 ~ 14 seconds, which corresponds to an average data rate between 68.5 to 96 bps. The number of sources varies from 5 to 30, which results in a total data rate of 0.4 to 2.4 Kbps at the sink. Real-world experiments show that the maximum effective multi-hop bandwidth of Mica2 motes can barely reach 6 Kbps due to channel contention and lossy wireless links [He et al. 2004], which conforms to our observation in simulations.

During the initialization state, a source node starts sending data at some random time after its route to the sink is found. After this initialization phase, a node that does not lie on any communication path will enter power saving mode automatically, as discussed in Section 6. The power saving mode has a period of 10 seconds and an active window of one second. The data packet size is 120 bytes. A routing update packet is 40 bytes. The results in this section are the average of 5 different network topologies.

7.3 Performance of MPCP

In this section, we evaluate the performance of MPCP. Since the performance of MASP varies with a platform-dependent parameter α (see Section 5.4), we compare it with MPCP under different platform parameters in Section 7.4.

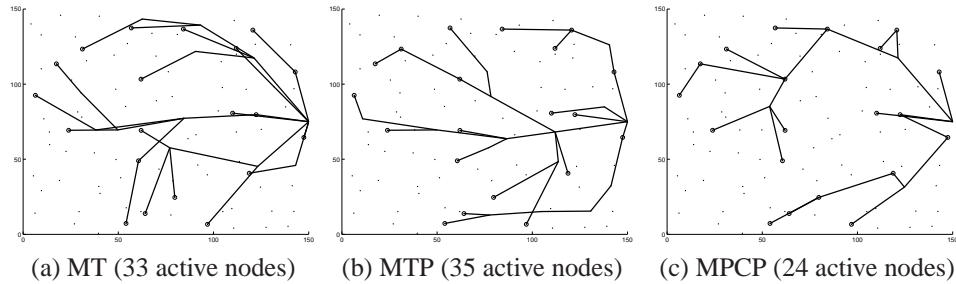


Fig. 11. Routing topologies of different protocols with 20 sources.

Fig. 11 shows the routing topologies produced by different protocols in a typical run with 20 sources. The circles in the figure represent data sources and small dots represent other nodes. We can see that the topologies produced by MT and MTP are similar and both have over 33 active nodes on the communication paths. In contrast, MPCP activates only 24 nodes, i.e., 4 more nodes besides data sources that must remain active. As the number of data sources increases, MPCP can effectively reuse more active sources on different communication paths and hence further reduce the number of active non-source nodes. For example, MPCP activates only one non-source node when there are 30 sources. This result clearly illustrates that MPCP can significantly reduce the energy wasted for idle listening by sharing active nodes on different communication paths.

The most important metric for our performance evaluation is energy consumption. For each protocol, we measure the difference between the total energy cost of the communicating network and that of an idle network where there is no communication activity and all nodes run in the power saving mode. This metric indicates the net energy consumed

by a protocol due to the communication activities of the network. As shown in Fig. 12(a), MPCP consumes considerably less energy than other protocols. As the number of sources increases, routing paths from different sources share more nodes under MPCP and MASP, resulting in more energy reduction in the idle state and better energy efficiency. The overall energy reduction of MPCP can be as high as 30% over MTP and 26% over MT.

Another interesting result in Fig. 12(a) is that, although MTP optimizes the transmission energy, it has a similar total energy cost to that of MT, even though MT makes simpler routing decisions based on the number of transmissions. As transmission power grows quickly with transmission distance, the routing paths found by MTP are likely to consist of more hops. Consequently, more nodes have to remain active on the routing paths, resulting in more energy wastage due to idle listening. On the other hand, although MT does not optimize transmission power, its routing paths contain fewer hops and hence more nodes can run in power saving mode. In contrast to MTP or MT who only reduces the radio energy costs under partial working modes, MPCP effectively minimizes the total energy cost of radios based on data rates.

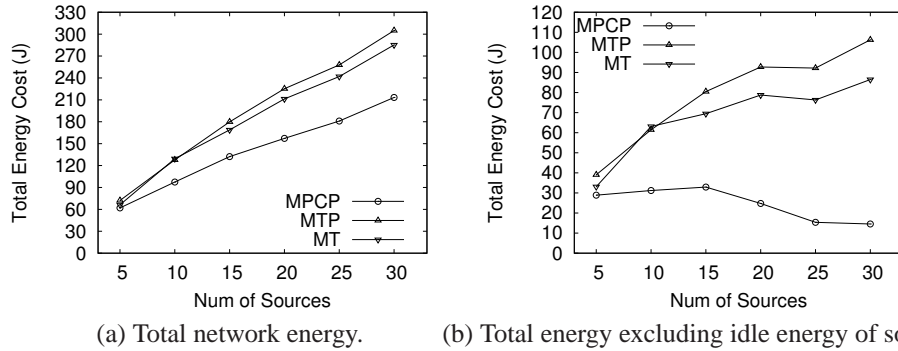


Fig. 12. Energy consumption of different protocols.

We observe that, when the number of source nodes is large, most of the energy consumption is due to the idle listening of the sources. This phenomenon reduces the difference in total energy consumption between different protocols. To focus our analysis on the energy consumption of non-source nodes, we measure the difference between the total energy consumption of the network and that of the same network where there is no communication activity. That is, a network all non-source nodes remain in the power saving mode but all source nodes remain in the idle state. This metric indicates the net energy consumption of the communication activities *excluding* the idle listening of source nodes. Fig. 12(b) shows that MPCP consumes at most 86% less energy than MT or 83% less than MTP. This result is consistent with the observation from the routing topology of MPCP in Fig. 11(c) that MPCP activates much fewer non-source nodes by effectively sharing intermediate source nodes on different paths. Another interesting result in Fig. 12(b) is that MPCP may consume less energy on intermediate nodes as the number of sources increases. This is because MPCP tends to route the data from a source through other sources that must remain active anyway. Reusing these sources, results in lower routing costs to the sink. More intermediate nodes may, therefore, run in power saving mode as the number of sources increases.

We note that although the energy reduction by routing through other active sources is generally viable in the “many to one” communication pattern, it may be affected by the spatial distribution of sources in other scenarios.

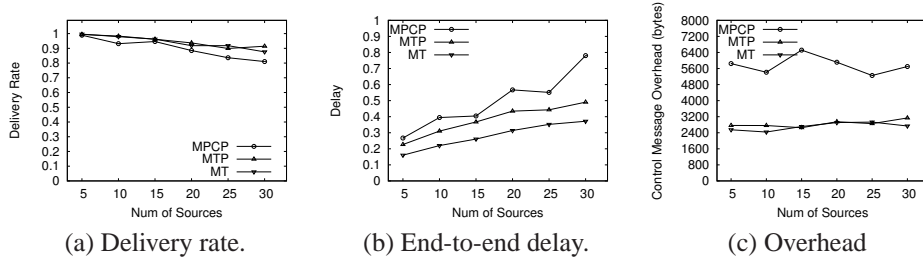


Fig. 13. Communication performance and overhead of different protocols.

Next we evaluate the communication performance of the various protocols. Fig. 13(a) shows the data delivery ratio at the sink under different protocols. We can see that the delivery ratio of all protocols decreases slowly the more sources there are in the network. MPCP delivers slightly less data than the other protocols when the number of sources exceeds 15. This occurs because MPCP causes slightly higher network contention due to path sharing between different sources when the network workload is high.

We plot the average end-to-end delay of data packets in Fig. 13(b). Not surprisingly, MT yields the shortest latency since it finds the routing paths with fewer retransmissions. MPCP yields a higher latency when network workload becomes higher due to the network contention caused by path sharing between different sources.

Finally, Fig. 13(c) shows the overhead of different protocols in terms of the total number of useful bytes in all route update messages. The overhead of MT and MTP is similar and remains roughly constant as more sources appear. MPCP incurs a higher overhead because the appearance of a new source node changes the node states and routing costs (see (13)), triggering more route updates than MTP and MT. However, consistent to the discussion in Section 6, most route updates are triggered by the first several sources and hence the total number of updates remains roughly the same as the number of sources increases. This behavior allows MPCP to scale well to large-scale networks. Despite the additional overhead compared with MT and MTP, MPCP still achieves significantly less energy consumption, as shown in Fig. 12(a) and (b).

7.4 Comparison of MPCP and MASP

As discussed in Section 6.2, MASP may incur a lower overhead than MPCP because it does not depend on information about the current set of sources and their data rates. A disadvantage of MASP, however, is that its energy performance depends on the power characteristics of the radio. We now compare the performance of MPCP and MASP with different radio characteristics.

The advance of radio technology has significantly reduced the idle power of radio chips. For example, the CC2420 radio used by the latest sensor network platforms such as Telos and MicaZ has an idle current of 0.365 mA when the oscillator is on and 0.02mA when the

oscillator is off⁶. To measure the impact of radio characteristics on MPCP and MASP, we simulate the two protocols using 3 different idle currents, 8 mA for the idle current of the CC1000 radio on Mica2 motes, and 0.365 mA and 0.02 mA for the current corresponding to different idle modes of CC2420. Notice that these three idle currents span three different orders of magnitude. Such a setting allows us to evaluate the energy performance of MPCP and MASP under representative power characteristics on a wide range of radio platforms. The transmission/reception current remains the same as the setting used in Section 7.2.

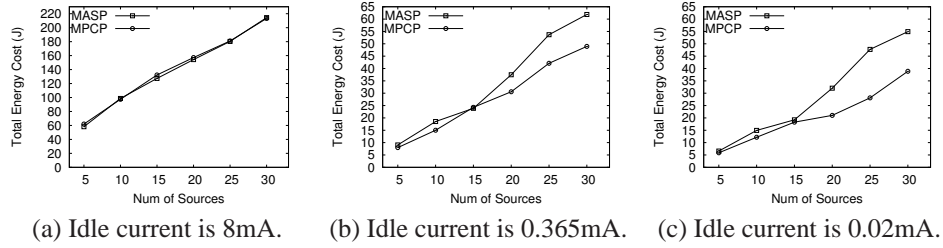


Fig. 14. Energy consumption on different platforms.

Fig. 14 shows the energy consumption of MPCP and MASP. When the idle current is 8 mA, MASP consumes similar energy to MPCP, even though MASP only minimizes the number of active nodes and does not directly optimize the overall energy consumption like MPCP does. MPCP considerably outperforms MASP when the idle current is lower. This result can be explained as follows. First, the achievable maximum bandwidth on multi-hop networks is fairly low compared with the ideal radio bandwidth. For example, the practical maximum bandwidth of Mica2 motes can barely reach 6 Kbps due to channel contention and lossy wireless links [He et al. 2004]. This results in having only one sixth of the ideal radio bandwidth. Consequently, most energy consumption is due to idle listening of nodes instead of transmission/reception when the idle current is 8 mA. In other words, the impact of data rates on the overall energy consumption is limited when the idle current is high, making MPCP behave similar to MASP, as discussed in Section 5.3. When the idle current is 0.365 mA or 0.02 mA, the transmission/reception energy dominates the total energy consumption. In such a case, the performance of MASP degrades significantly as it only aims at minimizing the idle listening energy. This performance degradation of MASP is consistent to the analysis of the Steiner algorithm on which MASP is designed. As discussed in Section 5.4, the approximation ratio of the Steiner algorithm increases with α , which in turn increases as the idle current becomes lower. In contrast, MPCP yields a much better performance than MASP when the idle current is low because it always minimizes the total energy consumption of all radio states.

Fig. 15 shows the end-to-end packet delay under MPCP and MASP. Consistent with the results on energy consumption, MPCP performs similar to MASP when the idle current is 8 mA and considerably outperforms MASP when the idle current is 0.365 mA or 0.02 mA. When the idle current is low, the routing cost under MPCP is dominated by the transmission/reception power (see (13)), resulting in a shortest-path tree like routing topology with more intermediate nodes than the Steiner tree like routing topology of MASP. A packet

⁶It takes the radio longer to switch to send/receive mode when the oscillator is off.

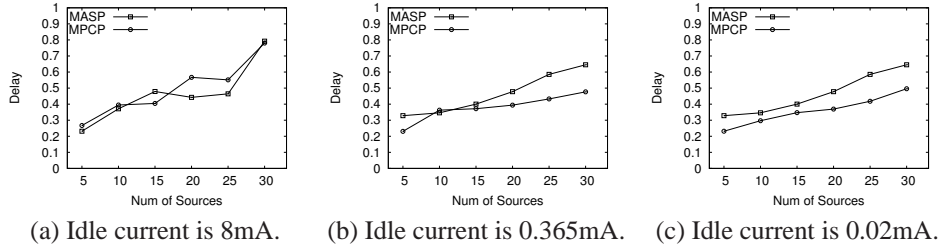


Fig. 15. End-to-end delay on different platforms.

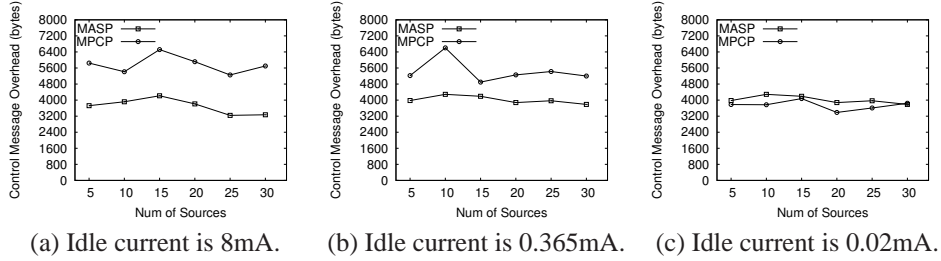


Fig. 16. Routing overhead on different platforms.

therefore travels fewer hops to the sink under MPCP causing the end-to-end delay to be shorter.

Finally, Fig. 16 shows the overhead of MPCP and MASP in terms of the total number of useful bytes in all route update messages. We can see that MASP incurs significantly lower overhead than MPCP when the idle current is 8 mA. This is due to the fact that each route update of MPCP contains more routing information as the routing cost depends on data rates. MPCP does, however, incur a lower overhead as the idle current decreases. In particular, MPCP incurs a overhead similar to MASP when the idle current is 0.02 mA. As the idle current decreases, the impact of node state on the routing cost, i.e., whether a node is active or not, decreases accordingly. As a result, the activation of nodes due to the appearance of new data flows causes fewer route updates. In contrast, MASP generates a similar number of route updates for all the three idle currents because the routing cost of a node in that protocol only depends on its state, i.e., whether the node is active or not.

The results in this section indicate that MPCP preserves the satisfactory performance under a wide range of radio characteristics. When the idle power of the radio is high, it reduces the energy wasted in the idle state by minimizing the number of active nodes. On the other hand, when the idle power of the radio is low, it saves energy by reducing the transmission power. Such a joint optimization approach adopted by MPCP enables it to flexibly adapt to different radio platforms. In contrast, MASP is only suitable for radios with high idle power and introduces less overhead than MPCP.

8. DISCUSSION

In this section, we discuss several limitations of this paper and potential future work.

In our problem formulation, every node in the network operates in a constant state (active or sleeping) during communication. The simulation results in Fig. 12(a) and Fig. 12(b)

show that further energy savings can be achieved by reducing the idle time of active nodes (e.g., through sleep management). Moreover, the MPCP problem could be solved optimally if there existed an *ideal* sleep management scheme that scheduled an active node to sleep whenever it became idle and woke up the node whenever data arrived. The data arrival times can, however, be highly unpredictable in a multi-hop communication environment: even on with periodic data sources. Hence scheduling actively communicating nodes to sleep may result in high communication delays or even data loss. We note that sleep scheduling schemes (e.g., ESSAT [Chipara et al. 2000], on-demand power management [Zheng and Kravets 2003], T-MAC [van Dam and Langendoen 2003]) that are adaptive to the traffic in the network are suitable for MPCP to work with and further reduce the idle energy consumption of active nodes.

While our approach mainly focuses on minimizing the total energy consumption of a network, it may not lead to maximal system lifetime. Nodes on shared routing paths found by MPCP deplete energy faster than other nodes, which may result in network partitions. We will extend MPCP to incorporate appropriate routing metrics (e.g., those based on node residual energy) to achieve more balanced energy dissipation and prolong network lifetime [Singh et al. 1998; Li et al. 2001]. Finally, while we have focused primarily on “many-to-one” workloads, MPCP can be extended to more general workload models with multiple sinks.

9. CONCLUSION

In this paper we have proposed the minimum power configuration approach to minimizing the total power consumption of WSNs. We first formulated the energy minimization problem as a joint optimization problem in which the power configuration of a network consisted of a set of active nodes and the transmission power of those nodes. We have presented a set of approximation algorithms with provable performance bounds, and the practical MPCP protocol that dynamically (re)configures a network based on current data rates. We also proposed a more efficient protocol called MASP that only minimizes the total number of active nodes in a network. Simulations based on a realistic radio model of Mica2 motes show that MPCP can conserve significantly more energy than representative topology control and power aware routing schemes. Furthermore, while MASP is suitable for radios with high idle power, a key advantage of MPCP is that it yields satisfactory performance under a range of representative radio characteristics, allowing it to flexibly adapt to different radio platforms.

Acknowledgement

This work is funded in part by the NSF under an ITR grant # CCR-0325529 and by the DARPA under a contract # F33615-01-C-1904. We thank Prof. R. Ravi at Carnegie Mellon University for his insightful discussion on the earlier conference paper of this work.

REFERENCES

- ALESSIO, F. 2004. Sensor networks: performance measurements with motes technology. Tech. rep., University of Pisa, Italy.
- ALZOUBI, K., LI, X.-Y., WANG, Y., WAN, P.-J., AND FRIEDER, O. 2003. Geometric spanners for wireless ad hoc networks. *IEEE Transactions On Parallel And Distributed System 14*.
- BERTSEKAS, D. AND GALLAGER, R. 1987. *Data Networks*. Prentice-Hall.

- CALINESCU, G., KAPOOR, S., OLSHEVSKY, A., AND ZELIKOVSKY, A. 2003. Network lifetime and power assignment in ad-hoc wireless networks. In *ESA*.
- CERPA, A. AND ESTRIN, D. 2002. Ascent: Adaptive self-configuring sensor networks topologies. In *INFOCOM*.
- CHANG, J.-H. AND TASSIULAS, L. 2000. Energy conserving routing in wireless ad hoc networks. In *INFOCOM*.
- CHEN, B., JAMIESON, K., BALAKRISHNAN, H., AND MORRIS, R. 2001. Span: An energy-efficient coordination algorithm for topology maintenance in ad hoc wireless networks. In *MobiCom*.
- CHIPARA, O., LU, C., AND ROMAN, G.-C. 2000. Efficient power management based on application timing semantics for wireless sensor networks. In *International Conference on Distributed Computing Systems (ICDCS)*.
- CROSSBOW. 2003. Mica and mica2 wireless measurement system datasheets.
- DONG, Q., BANERJEE, S., ADLER, M., AND MISRA, A. 2005. Minimum energy reliable paths using unreliable wireless links. In *MobiHoc '05: Proceedings of the 6th ACM international symposium on Mobile ad hoc networking and computing*.
- DOSHI, S., BHANDARE, S., AND BROWN, T. X. 2002. An on-demand minimum energy routing protocol for a wireless ad hoc network. *SIGMOBILE Mob. Comput. Commun. Rev.* 6, 3, 50–66.
- DOSHI, S. AND BROWN, T. X. 2002. Minimum energy routing schemes for a wireless ad hoc network. In *INFOCOM*.
- GAREY, M. R. AND JOHNSON, D. S. 1990. *Computers and Intractability; A Guide to the Theory of NP-Completeness*. W. H. Freeman & Co.
- GILBERT, E. N. AND POLLAK, H. O. 1968. Steiner minimal trees. *SIAM J. Appl. Math.* 16:1-29.
- HE, T., KRISHNAMURTHY, S., STANKOVIC, J. A., ABDELZAHER, T., LUO, L., STOLERU, R., YAN, T., GU, L., HUI, J., AND KROGH, B. 2004. Energy-efficient surveillance system using wireless sensor networks. In *Mobisys*.
- IMASE, M. AND WAXMAN, B. 1991. Dynamic steiner tree problem. *SIAM J. Discrete Math.* 4:3, 369–384.
- KAWADIA, V. AND KUMAR, P. R. 2003. Power control and clustering in ad hoc networks. In *INFOCOM*.
- KOTZ, D., NEWPORT, C., GRAY, R. S., LIU, J., YUAN, Y., AND ELLIOTT, C. 2004. Experimental evaluation of wireless simulation assumptions. In *MSWiM*.
- LI, L., HALPERN, J. Y., BAHL, P., WANG, Y.-M., AND WATTENHOFER, R. 2001. Analysis of a cone-based distributed topology control algorithm for wireless multi-hop networks. In *Proceedings of the twentieth annual ACM symposium on Principles of distributed computing*.
- LI, N., HOU, J. C., AND SHA, L. 2003. Design and analysis of an mst-based topology control algorithm. In *INFOCOM*.
- LI, Q., ASLAM, J., AND RUS, D. 2001. Online power-aware routing in wireless ad-hoc networks. In *MobiCom*.
- MEYERSON, A., MUNAGALA, K., AND PLOTKIN, S. 2000. Cost-distance: two metric network design. In *FOCS '00: Proceedings of the 41st Annual Symposium on Foundations of Computer Science*.
- MOSCIBRODA, T. AND WATTENHOFER, R. 2005. Maximizing the lifetime of dominating sets. In *WMAN*.
- NARAYANASWAMY, S., KAWADIA, V., SREENIVAS, R. S., AND KUMAR, P. R. 2002. Power control in ad-hoc networks: Theory, architecture, algorithm and implementation of the compow protocol. In *European Wireless Conference*.
- PERKINS, C. E. AND BHAGWAT, P. 1994. Highly dynamic destination-sequenced distance-vector routing (dsv) for mobile computers. In *SIGCOMM: Proceedings of the conference on Communications architectures, protocols and applications*.
- POLASTRE, J., HILL, J., AND CULLER, D. 2004. Versatile low power media access for wireless sensor networks. In *SenSys*.
- POLASTRE, J., SZEWCZYK, R., AND CULLER, D. 2005. Telos: Enabling ultra-low power wireless research. In *IPSN*.
- RAMANATHAN, R. AND HAIN, R. 2000. Topology control of multihop wireless networks using transmit power adjustment. In *INFOCOM*.
- ROBINS, G. AND ZELIKOVSKY, A. 2000. Improved steiner tree approximation in graphs. In *SODA*.
- RODOPLU, V. AND MENG, T. H. 1999. Minimum energy mobile wireless networks. *IEEE J. Selected Areas in Communications* 17(8).

- SANKAR, A. AND LIU, Z. 2004. Maximum lifetime routing in wireless ad-hoc networks. In *INFOCOM*.
- SHNAYDER, V., HEMPSTEAD, M., RONG CHEN, B., ALLEN, G. W., AND WELSH, M. 2004. Simulating the power consumption of large-scale sensor network applications. In *SenSys*.
- SIMON, G. Probabilistic wireless network simulator. <http://www.isis.vanderbilt.edu/projects/nest/prowler/>.
- SINGH, S., WOO, M., AND RAGHAVENDRA, C. S. 1998. Power-aware routing in mobile ad hoc networks. In *Proceedings of the 4th annual ACM/IEEE international conference on Mobile computing and networking*.
- STANKOVIC, J. A., ABDELZAHER, T., LU, C., SHA, L., AND HOU, J. 2003. Real-time communication and coordination in embedded sensor networks. *Proceedings of the IEEE 91*, 7.
- VAN DAM, T. AND LANGENDOEN, K. 2003. An adaptive energy-efficient mac protocol for wireless sensor networks. In *Sensys*.
- WATTENHOFER, M. AND WATTENHOFER, R. 2004. Distributed weighted matching. In *18th Annual Conference on Distributed Computing (DISC)*.
- WOO, A., TONG, T., AND CULLER, D. 2003. Taming the underlying challenges of reliable multihop routing in sensor networks. In *SenSys*.
- XING, G., LU, C., ZHANG, Y., HUANG, Q., AND PLESS, R. 2005. Minimum power configuration in wireless sensor networks. In *MobiHoc '05: Proceedings of the 6th ACM international symposium on Mobile ad hoc networking and computing*.
- XING, G., WANG, X., ZHANG, Y., LU, C., PLESS, R., AND GILL, C. 2005. Integrated coverage and connectivity configuration for energy conservation in sensor networks. *ACM Trans. Sen. Netw.* 1, 1, 36–72.
- XU, Y., HEIDEMANN, J., AND ESTRIN, D. 2000. Adaptive energy-conserving routing for multihop ad hoc networks. Research Report 527, USC. October.
- XU, Y., HEIDEMANN, J., AND ESTRIN, D. 2001. Geography-informed energy conservation for ad hoc routing. In *MobiCom*.
- YE, W., HEIDEMANN, J., AND ESTRIN, D. 2002. An energy-efficient mac protocol for wireless sensor networks. In *INFOCOM*.
- ZHANG, Y. Routing modeling application simulation environment. <http://www2.parc.com/spl/projects/era/nest/Rmase/>.
- ZHAO, J. AND GOVINDAN, R. 2003. Understanding packet delivery performance in dense wireless sensor networks. In *Sensys*. Los Angeles, CA.
- ZHENG, R. AND KRAVETS, R. 2003. On-demand power management for ad hoc networks. In *INFOCOM*.
- ZUNIGA, M. AND KRISHNAMACHARI, B. 2004. Analyzing the transitional region in low power wireless links. In *First IEEE International Conference on Sensor and Ad hoc Communications and Networks (SECON)*.

...