

Washington University in St. Louis

Washington University Open Scholarship

Center for Public Health Systems Science

Brown School

1-1-2013

Community Grants Snapshots: Q2 of 2013

Center for Public Health Systems Science

Christopher Robichaux

Douglas Luke

Follow this and additional works at: <https://openscholarship.wustl.edu/cphss>

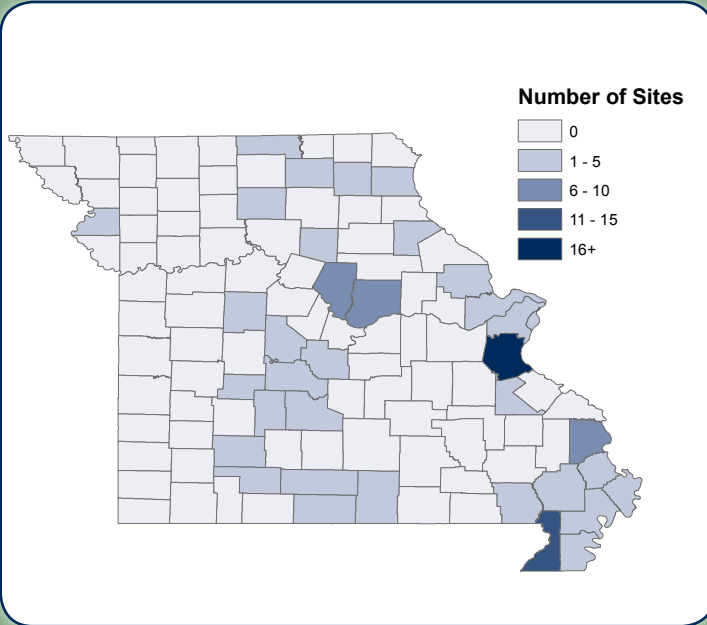
Recommended Citation

Center for Public Health Systems Science; Robichaux, Christopher; and Luke, Douglas, "Community Grants Snapshots: Q2 of 2013" (2013). *Center for Public Health Systems Science*. 86.
<https://openscholarship.wustl.edu/cphss/86>

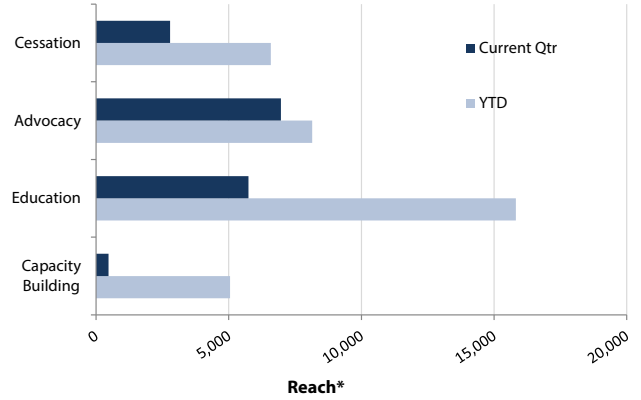
This Report Tool is brought to you for free and open access by the Brown School at Washington University Open Scholarship. It has been accepted for inclusion in Center for Public Health Systems Science by an authorized administrator of Washington University Open Scholarship. For more information, please contact digital@wumail.wustl.edu.

TPCI Grants Snapshot: April - June 2013

Site Data



People Reached by Type of Activity



People reached across several activities. Categories are not mutually exclusive.

Policy Changes Involving Youth Participation

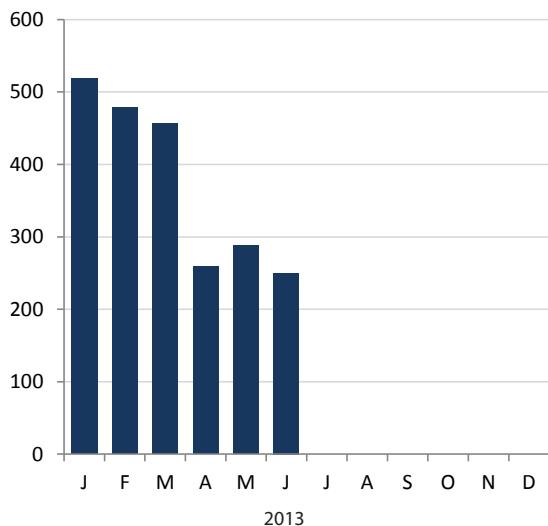
Current Qtr	YTD	Since 2007
0	0	87

Number of Youth...

	Current Qtr	YTD	Since 2007
Trained	10	92	9,683
Involved in advocacy activities	42	53	not available
Reached by classroom presentations	1,167	3,647	130,871

Cessation Services & Quit Rate Data

People Who Attended a Cessation Class by Month



TPCI Quit Rate

28%

Cumulative 7-day conservative quit rate at 6-months after treatment, with sample size of 4,324 and response rate of 54%. In comparison, quit rates among untreated smokers range from 6 -12%.

Estimated People Who Quit

Current Qtr: **39**
YTD: **94**
Since 2007: **1,872**



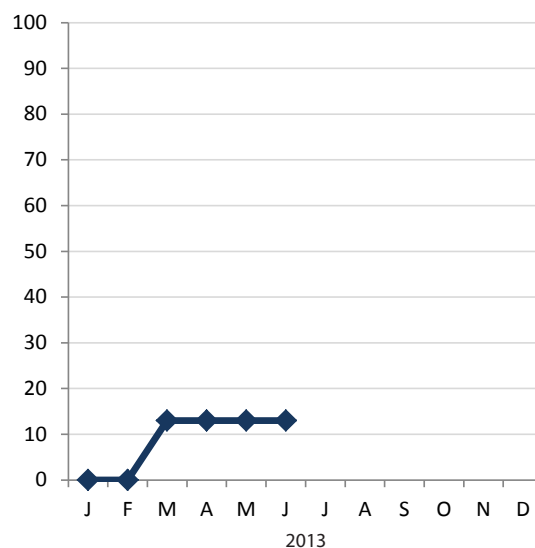
Estimates take into account a 35% relapse rate.

Systems & Policy Changes

Number of Systems Changes by Type

Systems Change Type	Current Qtr	YTD	Since 2011
Identify patient tobacco use through hospital/clinic-wide system	0	0	1
Build healthcare provider capacity to treat tobacco dependence through education and resources	0	1	4
Dedicate staff to provide tobacco dependence treatment	0	0	1
Provide inpatient tobacco dependence services through hospital/clinic policy	0	0	1
Other	0	0	0

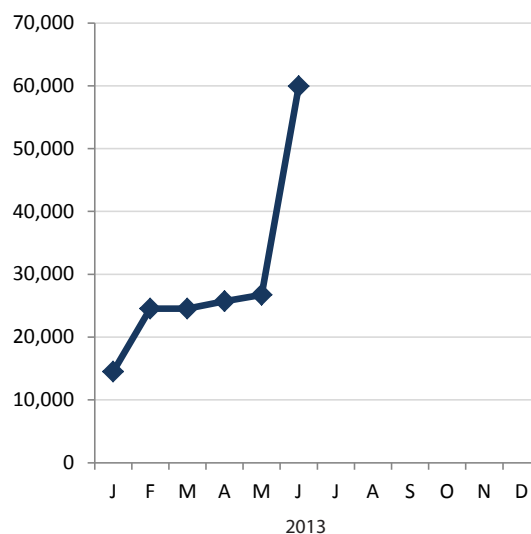
Cumulative Number of People Covered by Systems Changes Year to Date



Number of Policy Changes by Type

Policy Type	Current Qtr	YTD	Since 2007
Community: Community-wide smokefree policy changes. May or may not be comprehensive.	4	6	18
School: Smoke-free or tobacco-free policy changes at schools. Some policies also prohibit sponsorship from tobacco companies or identify cessation services for staff and/or students.	1	1	29
Worksite: Smoke-free or tobacco-free policy changes at individual worksites. Some policies also include provisions for cessation-related assistance from the employer (e.g., allowing employees time to attend cessation classes).	8	9	134

Cumulative Number of People Covered by Policy Changes Year to Date



Resources

Additional Program Funding Obtained by Grantees

Current Qtr: **\$8,000**

Since 2007: **\$106,702**

People Covered by Policy Changes since 2007

1,989,344 

Prepared by:
Center for Public Health Systems Science
Washington University in St. Louis

Contact:
Christopher Robichaux
crobichaux@wustl.edu
314.935.3648



GEORGE WARREN BROWN
SCHOOL OF SOCIAL WORK